

Whole Group Plans

August 12 -August 16

*for additional curriculum information, please visit the district's pacing guide	Monday	Tuesday **Picture Day**	Wednesday	Thursday	Friday
Morning Work And Morning Meeting	*Back to School Coloring *Announcements at Seat *lunch count, attendance	*Back to School Coloring *Announcements at Seat *lunch count, attendance	*Back to School Coloring *Announcements at Seat *lunch count, attendance	*Back to School Coloring *Announcements at Seat *lunch count, attendance	*Fun worksheet? *Announcements at Seat *lunch count, attendance
Math	MAP Testing	*Practice AIMS *I Can Write to 120 independent assessment * Sunflower Math Craft	MAP Testing	Lesson 1 Topic Standards: 1.NR.1.3 1.MDR.6.4 LT: We are learning to compare and order numbers up to 100. SC: -I can compare numbers using concrete models and	Lesson 2 Topic Standards: 1.NR.1.3 1.MDR.6.4 LT: We are learning to compare and order numbers up to 100. SC: -I can compare numbers using concrete models, drawings and

				<p>drawings. -I can use number paths to compare numbers.</p> <p>LT: We are learning to ask and answer questions using gathered data.</p> <p>SC: I can generate questions and answer them using data and observations.</p> <p>Activity: Organize to find how many and compare.</p>	<p>symbols (>,<=). -I can use number paths to compare numbers.</p> <p>LT: We are learning to ask and answer questions using gathered data.</p> <p>SC: I can generate questions and answer them using data and observations.</p> <p>Activity: Organize and represent data to compare two categories.</p> <p>**Log In to Computers Practice IXL</p>
<p>Snack & Video Recess</p>					
Heggerty					


<p>Phonics</p>	<p>Standards: Learning Target: Success Criteria:</p> <p>Activity: OG Assessments Intro to 3 Part Drill</p> <p>Letter C Review sound and how to write upper and lower case</p>	<p>Standards: Learning Target: Success Criteria:</p> <p>Activity: OG Assessments Intro to 3 Part Drill</p> <p>Letter O Review sound and how to write upper and lower case</p>	<p>Standards: Learning Target: Success Criteria:</p> <p>Activity: OG Assessments Intro to 3 Part Drill</p> <p>Letter A Review sound and how to write upper and lower case</p>	<p>Standards: Learning Target: Success Criteria:</p> <p>Activity: OG Assessments Intro to 3 Part Drill</p> <p>Letter D Review sound and how to write upper and lower case</p>	<p>Standards: Learning Target: Success Criteria:</p> <p>Activity: OG Assessments Intro to 3 Part Drill</p> <p>Letter G Review sound and how to write upper and lower case</p>
<p>Writing</p>	<p>Standards: ELASE1W3, W5, W5a Learning Target:</p> <ul style="list-style-type: none"> • We are learning to write using proper letter size, spacing, capitalization and punctuation. • We are learning to write a story in the order that it happened and 	<p>Standards: ELASE1W3, W5, W5a Learning Target:</p> <ul style="list-style-type: none"> • We are learning to write using proper letter size, spacing, capitalization and punctuation. • We are learning to write a story in the order that it happened and 	<p>Standards: ELASE1W3, W5, W5a Learning Target:</p> <ul style="list-style-type: none"> • We are learning to write using proper letter size, spacing, capitalization and punctuation. • We are learning to write a story in the order that it happened and 	<p>Standards: ELASE1W3, W5, W5a Learning Target:</p> <ul style="list-style-type: none"> • We are learning to write using proper letter size, spacing, capitalization and punctuation. • We are learning to write a story in the order that it happened and 	<p>Standards: ELASE1W3, W5, W5a Learning Target:</p> <ul style="list-style-type: none"> • We are learning to write using proper letter size, spacing, capitalization and punctuation. • We are learning to write a story in the order that it happened and









	<p>include details.</p> <ul style="list-style-type: none"> We are learning to use a graphic organizer as a writing tool and listen to others' ideas to help add details to a story. <p>Success Criteria:</p> <p>Activity: Daily Journal Activity Week One</p> <p><input type="checkbox"/> Copy of Morning...</p>	<p>include details.</p> <ul style="list-style-type: none"> We are learning to use a graphic organizer as a writing tool and listen to others' ideas to help add details to a story. <p>Success Criteria:</p> <p>Activity: Daily Journal Activity Week One</p> <p><input type="checkbox"/> Copy of Morning...</p>	<p>include details.</p> <ul style="list-style-type: none"> We are learning to use a graphic organizer as a writing tool and listen to others' ideas to help add details to a story. <p>Success Criteria:</p> <p>Activity: Daily Journal Activity Week One</p> <p><input type="checkbox"/> Copy of Morning...</p>	<p>include details.</p> <ul style="list-style-type: none"> We are learning to use a graphic organizer as a writing tool and listen to others' ideas to help add details to a story. <p>Success Criteria:</p> <p>Activity: Daily Journal Activity Week One</p> <p><input type="checkbox"/> Copy of Morning...</p>	<p>include details.</p> <ul style="list-style-type: none"> We are learning to use a graphic organizer as a writing tool and listen to others' ideas to help add details to a story. <p>Success Criteria:</p> <p>Activity: Daily Journal Activity Week One</p> <p><input type="checkbox"/> Copy of Morning...</p>
--	---	---	---	---	---

Lunch 10:57-11:36

Specials 11:50-12:20

<p>Reading Lesson</p> <p>Kevin Henkes books this week</p>	<p>Standards:</p> <p>Learning Target:</p> <ul style="list-style-type: none"> I am learning how to clarify word meanings. <p>Success Criteria:</p> <ul style="list-style-type: none"> I can look for clues in 	<p>Lesson 4 PG 152-153</p> <p>Standards:</p> <p>Learning Target:</p> <ul style="list-style-type: none"> I am learning how to recognize and distinguish between fiction and 	<p>Lesson 5 PG 154-155</p> <p>Standards:</p> <p>Learning Target:</p> <ul style="list-style-type: none"> I am learning how to recognize and analyze informational text features. 	<p>Lesson 6 PG 156-157</p> <p>Standards:</p> <p>Learning Target:</p> <ul style="list-style-type: none"> I am learning how to identify and describe the characters in a story. <p>Success Criteria:</p>	<p>Lesson 7 PG 158-159</p> <p>Standards:</p> <p>Learning Target:</p> <ul style="list-style-type: none"> I am learning to identify and describe the setting of a story. <p>Success Criteria:</p>
--	---	--	---	---	--

	<p>pictures.</p> <ul style="list-style-type: none"> I can look for clues in words nearby. <p>Activity: Kevin Henkes novel study Book: Chrysanthemum</p> <p>Routines: 1. Building reading stamina during independent reading.</p>	<p>informational texts.</p> <p>Success Criteria:</p> <ul style="list-style-type: none"> I can identify text features in informational texts. I can identify literary elements in fiction texts. <p>Activity: Kevin Henkes novel study Book: Wemberly Worried</p> <p>Routines: 1. Building reading stamina during independent reading.</p>	<p>Success Criteria:</p> <ul style="list-style-type: none"> I can find photographs, drawings, charts, words in bold type, and a glossary. <p>Activity: Kevin Henkes novel study Book: Lily's Purple Plastic Purse</p> <p>Routines: 1. Building reading stamina during independent reading.</p>	<ul style="list-style-type: none"> I can look for what the character says. I can look for what the character does. I can look for what the character thinks. I can look for what the character looks like. <p>Activity: Kevin Henkes novel study Book: Sheila the Brave</p> <p>Routines: 1. Building reading stamina during independent reading.</p>	<ul style="list-style-type: none"> I can describe when the setting of the story takes place. I can describe where the setting of the story takes place. <p>Activity: Scholastic News</p> <p>Routines: 1. Building reading stamina during independent reading.</p>
<p>Shared Reading</p>					
<p>Social Studies Science Science and Social Studies instruction</p>	<p>Standards: Learning Target:</p> <ul style="list-style-type: none"> I am learning how to locate major 	<p>Standards: Learning Target:</p> <ul style="list-style-type: none"> I am learning how to locate major 	<p>Standards: Learning Target:</p> <ul style="list-style-type: none"> I am learning how to locate major 	<p>Standards: Learning Target:</p> <ul style="list-style-type: none"> I am learning how to locate major 	

alternates between weeks	<p>topographic features of the earth's surface.</p> <p>Success Criteria:</p> <ul style="list-style-type: none"> I can locate all of the continents. <p>Activity: Continents Continents and Oceans</p> <p> Seven Continents ...</p> <p> Continents and Oc... Color the continents page</p>	<p>topographic features of the earth's surface.</p> <p>Success Criteria:</p> <ul style="list-style-type: none"> I can locate all of the continents. <p>Activity: Continents  The Seven Contine...</p> <p> Continents and Oc...</p> <p>Continent Book</p> <p>Read about North America and South America</p>	<p>topographic features of the earth's surface.</p> <p>Success Criteria:</p> <ul style="list-style-type: none"> I can locate all of the continents. <p>Activity: Continents  The Seven Contine...</p> <p> Continents and Oc...</p> <p>Map Grid Worksheet Continent book</p> <p>Read about Africa</p>	<p>topographic features of the earth's surface.</p> <p>Success Criteria:</p> <ul style="list-style-type: none"> I can locate all of the continents. <p>Activity: Continents  How to Remembe...</p> <p> Continents and Oc... Continent Book</p> <p>Read about Asia and Europe</p>	
	<p>Science will begin again approximately September 9th and we will be discussing the following standards</p> <p>.51E1. Obtain, evaluate, and communicate weather data to identify weather patterns.</p> <ul style="list-style-type: none"> Represent data in tables and/or graphs to identify and describe different types of weather and the characteristics of each type. Ask questions to identify forms of precipitation such as rain, snow, sleet, and hailstones as either solid (ice) or liquid (water). Plan and carry out investigations on current weather conditions by observing, measuring with simple weather instruments (thermometer, wind vane, rain gauge), and recording weather data (temperature, precipitation, sky conditions, and weather events) in a periodic journal, on a calendar, and graphically. 				

- Analyze data to identify seasonal patterns of change.